



seamaster
paint



Life In Colours

RAYA 2020 EDITION





The First Halal Paint in Malaysia!

Seamaster Paint has been in the industry for over 60 years as a leading paint manufacturer in Malaysia, Singapore and Vietnam. Over the years, we have built one of Asia's largest paint manufacturer networks through our offices in various countries. We pride ourselves in providing you easy to use and affordable products, and spoil you for choices with our wide range of products.

Seamaster was recently awarded with the **Asia Halal Brand Awards**, signifying us as a prominent Halal brand in the global scaled markets. Apart from the religious aspect of a Halal certification, you can be assured that our products are manufactured in compliance with safety and hygiene.

Being the first halal paint in Malaysia, we are proud to proclaim that we are able to serve you clean, safe and high quality products. Asia Halal Brand Awards introduces Seamaster Paint as a prominent paint manufacturer in Malaysia and we as a family are proud to achieve this milestone.

Raya 2020



*Lighter shades creates
a spacious atmosphere.*



gladwyne green.

Rendang Free-Wall



Raya is a joyous celebration for all the Muslims around the world. For us Malaysians, we look forward to the main event of the Raya Celebrations - the food! But, we do understand that preparing the delicious mouth watering Rendang makes a mess in your kitchen.

*The last thing you want on the eve of Raya is a Rendang paste-splattered wall. Don't worry! We got you covered with our **AIDA Easy To Clean** and your squeaky clean wall is just a wipe away! To have a mess free kitchen for Raya, follow these simple steps when you paint your walls.*

01

Prime your walls with one coat of our Seamaster AIDA Interior Wall Sealer to prep your walls for a smooth application of your finishing paint.

02

Choose your favourite colour to paint your kitchen (check out our colour chart at the end of this e-book) and **paint two coats of our Seamaster AIDA Easy To Clean.**

03

Cook and be worry free of the mess until your dishes are ready to serve. Wipe your walls and have clean Rendang-Free walls for Raya. But, remember to wait for the paint to dry before you start cooking!



AIDA Interior Wall Sealer



AIDA Easy To Clean



seamaster paint

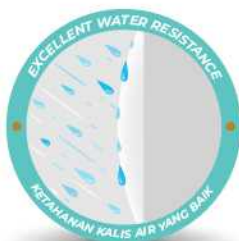
Just a wipe away



EASY TO CLEAN INTERIOR PAINT

SHEEN FINISH

Cleaning household stains off the walls is easier than ever, saving you hours of cleaning time. Sit back and enjoy your home's vibrant colours.



No more wet walls

Tiada lagi dinding basah



Breathe easily with no interference

Bernafas tanpa gangguan



We are environmentally friendly

Produk mesra alam



Says NO to algae and mold growth

Katakan TIDAK kepada pertumbuhan lumut dan ketapuk

Raya 2020

*Green brings comfort and
togetherness,
ideal for the living room.*



washed needles.



Raya 2020 painting steps



before you begin.

Steps



01 Cover your furniture

If you can't move them, cover them with plastic wraps and protect them. You don't want them dirty before your Raya celebrations!



02 Cover the floors

Use a canvas to protect your flooring from paint spills and splatters. This way, you save money from buying new rugs to cover the spillage.



03 Sand Away

Sand the walls to start with a perfectly smooth wall.



Raya 2020



*Your home will look elegant
for Raya with this shade.*



robust vine.



Raya 2020

do's &
dont's



Do's



01 Create a Checklist!

Have all the supplies you need at hand. Create a checklist before you begin to make things easier!



02 Choose best colours

Choose colours that best suit the room by creating moodboards. Explore trendy and bold colours from our AIDA collection for ideas!



03 Remove hardware

Remove all hardware like switch plates and door knobs. Trust us, paint will drip on them no matter how careful you are!



04 Brush or Roller?

Choose the right roller or brush for your wall's texture. An angled brush would be the best for corners.



05 Wait before you break

Finish a section before you take a break. We know you will be tempted to take breaks, but finish an entire wall first to avoid dried-on brush marks.



Don't's



Don't rush

Take your time. It may take an entire day and you will be happy with the results of your patience!

Don't keep the room closed

Keep the doors and windows wide open for proper ventilation, at least for 24 hours. You don't want to breathe in the freshly painted fumes for Raya.

Don't let your paint dry out

If you have leftover paint that you would want to use again sometime later, place a plastic wrap under the lid and seal it tightly. This prevents the air from drying out the paint.

Don't paint out of order

Always start at the top and bring your roller down the wall. This way, you would create a much even application.

Don't simply estimate

Read on to find out how we calculate the right amount of paint needed per square footage.

Raya 2020



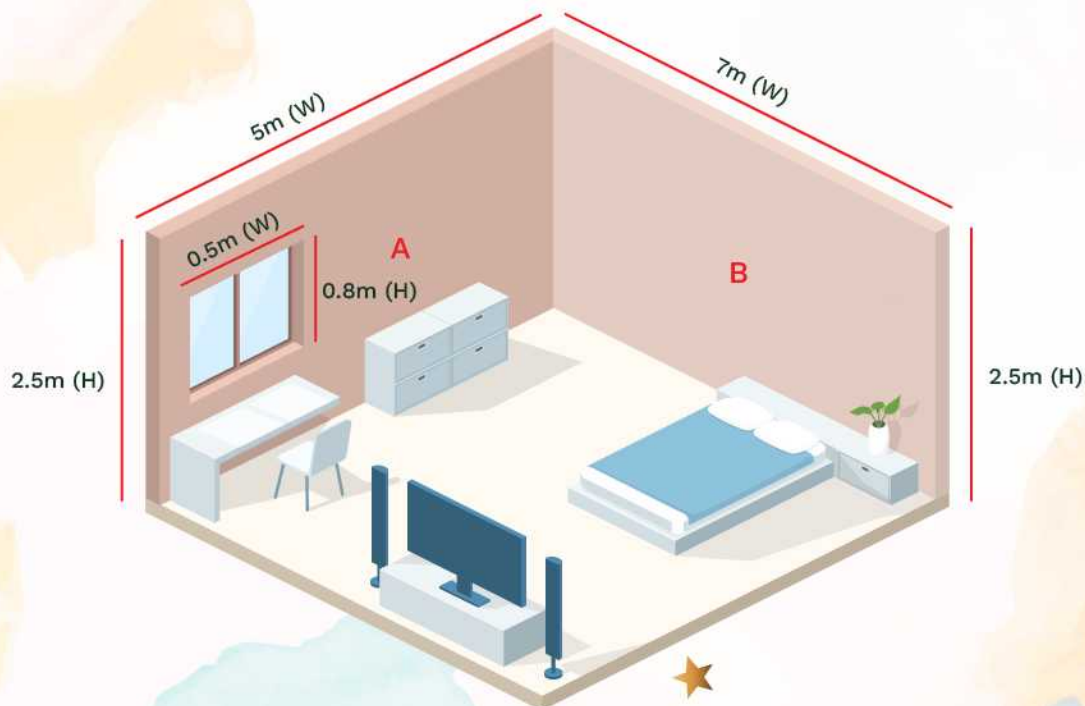
*Choose a darker accent wall
to create a classic look.*



lush green.

How much paint do you need?

A common mistake is not calculating the right amount of paint needed to cover the entire room or surface. The last thing you need this Raya is to have an incomplete wall. We at Seamaster Paint have got you covered! Follow this simple calculation and you will have the exact amount of paint you need!



$$\begin{aligned} \text{*Total room area (m}^2\text{)} &= (\text{Wall A} \times 2) + (\text{Wall B} \times 2) \\ &\quad - \text{Window} - \text{Door} \\ &= (5 \times 2.5) \times 2 + (7 \times 2.5) \times 2 \\ &\quad - (0.5 \times 0.8) - (1.2 \times 2.4) \\ &= 25 + 35 - 0.4 - 2.88 \\ &= 56.72\text{m}^2 \end{aligned}$$

Practical Coverage/litre $\approx 10\text{m}^2$ - 12m^2

$$\begin{aligned} \text{Total paint required (L)} &= \frac{56.72\text{m}^2}{12\text{m}^2} \times 2 \\ &= 9.45\text{L} \end{aligned}$$

***2 x of 5L of paint is needed**

$$\frac{\text{Total Surface Area (m}^2\text{)}}{\text{Practical Coverage (m}^2\text{)}} \times \text{No of Coats}$$

*This calculation based on the illustration only the result of your space might be vary (depends on wall size & quantity of windows & doors)

Raya 2020

*Bring earthly tones into your home
and feel closer to Mother Nature.*



bitter root.



seamaster paint

Say no to mold



FIGHT MOLD

INTERIOR PAINT

MATT FINISH

Protects your walls from unwelcomed algae and fungi, allowing your walls to last through the tropical weather and be mold-free



Says NO to algae and mold growth



Scrub away your spillage with no fear of paint peels



Breathe easily with no interference



We are environmentally friendly

The Colours of AIDA




All Weather Paint • Design • Interior • Architectural

AIDA Mix & Match

AP97-5



AP10-1



AP119-6



AP13-2



AP23-2



AP55-2



AP40-6




AP50-3



AP142-4



AP53-2



AP158-1




AP9-2



AP120-4



AP49-1



AP65-4



AP53-4



AP166-6




AP14-3



AP55-4



SM 313-2



AP40-5



AP34-1



AP171-6



AP52-1



Gossamer White
AP2-3



Snow White
AP3-2



Baby Skin
SM 2F1-1



Merrigues Yellow
SM 313-2



Sun Glint
AP1-5



Pink Lemonade
SM 2F2-1



Cream Tart
SM 3J2-2



Creamy White
AP2-5



Cherry Blossom
SM 2F1-2



Heath Yellow
AP58-1




Gold Dust
AP103-6



Peach Puff
SM 2F1-3



Slight Embrace
AP58-2



Melted Butter
AP101-2



Spring Song
AP97-6



Glory Yellow
AP105-3



Goldsmith
AP101-3



Coralina
AP97-5



Sassy Yellow
AP105-4



Field Daisy
AP101-4



Sashay Red
AP156-1



Meadow Daisy
AP153-3



Orange Torch
AP153-6



Scarlet Oak
AP155-6



Yellow Jasmine
AP59-4




Mansion Gold
AP149-4




Pioneer Red
AP142-4



Golden Ear
AP60-3



Coachlight
AP150-5



Cinnarose
AP97-3



Single Feather
AP59-6



Spoonbread
AP150-6



Daydawn
AP97-2



All colours shown are as close to the actual Seamaster Paint colours as modern printing techniques permit.

					
Sugar Pink AP6-5	Drifting Cloud AP7-3	White Lilac AP9-2	Blue Trace AP10-1	Soothing Blue AP11-2	Mint Scent AP12-1
					
Himalayan Salt SM 2E1-1	Wisteria White AP8-6	Iris Tip AP9-4	Whale Blue SM 1P2-1	Blue Vision AP11-1	Adriatic Mist SM 101-1
					
Snowbush Rose AP8-1	Demure AP17-5	Apparition AP17-6	Baby Blue SM 1P3-2	Hint of Blue AP10-2	Tame Teal SM 101-2
					
Cotton Candy SM 2E1-2	Snowbell AP89-1	Lilac Whisper AP87-1	Freesia Flower SM 1P3-3	Blue Bubble AP19-5	Ocean Blue SM 301-4
					
Rosy Cushion AP91-6	Violet Petal AP89-2	Faded Violet AP87-2	Winsome Blue AP76-2	Castaway Blue AP82-3	Dream Lake SM 103-6
					
Alba Rose AP91-5	Dauphine Red AP89-4	Lady Di AP87-5	Story Blue AP76-3	True Blue AP82-4	Pueblo Blue AP120-4
					
Knockout Red AP156-3	Paradise Bird AP157-5	Purple Tryst AP158-1	Fresh Blue AP76-4	Liberty Blue AP160-2	Deep Sea Water SM 301-8
					
Drama Red AP156-5	Red Purple AP171-2	Crown Jewel AP158-6	Ultra Blue AP160-3	Porcelain Blue AP159-5	Lake Superior AP162-5
					
Remember Rose AP140-4	Ruling Royalty AP135-4	Blue Wainscot AP132-3	Nautical Blue AP80-4	Breaking Blue AP126-3	Blue Ridge AP119-4
					
Frosted Rose AP140-3	Crushed Heather AP135-3	Star Flower AP132-2	Blue Shoal AP80-5	Blue Thoughts AP126-2	Juniper Hedge AP119-5
					
Floating Petal AP140-2	Heather Ashes AP135-2	Ageratum Feather AP132-1	Winter Day AP80-6	Dry Thistle AP126-1	Conifer Silver AP119-6




Cool Hint
AP12-3



Green Whimsey
AP13-2




White Lace
AP4-3



Jane's Gray
AP49-1



White Castle
AP53-1



Reserved White
AP14-1



Himalaya Mist
SM 2N1-1



Guava Fresh
SM 1L3-2



Peaceful White
AP14-3



Sea Salt
AP52-1



Knight's Armor
AP53-2



Gray Foam
AP54-1




Spa Rest
SM 1M3-2



Lemon Grass
SM 1L2-3



Quitter's Thread
AP57-2



Ocean Crest
AP50-1



Mature Gray
AP53-6



Warm Silver
AP55-1



Amenity
AP69-2



Apple Cut
AP65-2



Elemental Beige
AP29-2



Light Pewter
AP50-2



Volcanic Ash
AP53-5



Windmill White
AP55-2



Restful Green
AP69-3



Lime Freeze
AP65-3



Dry Wheat
AP151-3



Smithy Tool
AP50-3



Mysterious Gray
AP53-4



Graystone
AP55-3



Green Fortune
AP69-4



Frolic Green
AP65-4



Harvest Flame
AP151-4



Trojan Gray
AP50-4



Iron Ore
SM 6K3-7



Rocky Nook
AP55-4



Lush Green
AP164-3



Grasslands
AP165-3



Sable Brown
AP169-6



Espresso
AP168-6



Flint Black
AP171-5



Black Night
AP171-6



Bamboo Leaf
AP165-2



Greening Spring
AP166-1



Forestry Green
SM 5L2-8



Field Oak
AP169-1



Brier Branch
AP40-4



Turned Earth
AP48-4



Terrestrial Green
AP116-4



Willow Branch
AP112-4



Bitter Root
AP166-6



Redwood
SM 5F2-6



Worn Harness
AP40-5



Baintree Road
AP48-3



Gladwyne Green
AP116-5



Hidden Green
AP112-6



Asparagus
AP23-3




Creamsicle Orange
SM 5G2-5



Smokey Taupe
AP40-6



Gray Downing
AP48-2



Washed Needles
AP116-6



Willow Wind
AP112-1



Heart of Palm
AP23-2



Baby Soft
AP34-1



Rose Fragrance
AP7-1



Cloud Mist
AP48-1



Happy Eid Mubarak!



seamaster
paint

